
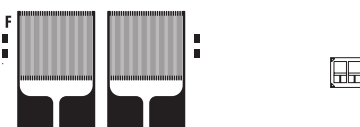
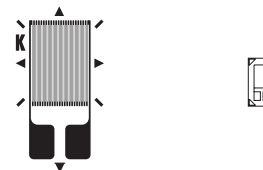


## Transducer-Class® Strain Gages

GAGE PATTERN <small>Actual size shown. Enlarged when necessary for definition.</small>		GAGE DESIGNATION	RES. IN OHMS	STANDARD CREEP CODE
DIMENSIONS	<div>inch</div> <div>millimeter</div>			

				Widely used in 4-20mA transmitters and battery-operated transducers. †J5K pattern has 0.125 in (3.2mm) overall length and slightly longer matrix.		
GAGE LENGTH	OVERALL LENGTH	GRID WIDTH	OVERALL WIDTH			
0.050	0.11†	0.065	0.065			
1.27	2.8†	1.65	1.65			
MATRIX SIZE	0.15 L x 0.10 W		3.8 L x 2.5 W	N3K-XX-S022H-50C/DP J5K-XX-S105H-50C/DP SK-XX-S022H-50C	5000 ± 0.3% 5000 ± 0.6% 5000 ± 0.6%	H H H

				Same applications as S022X above.		
GAGE LENGTH	OVERALL LENGTH	GRID WIDTH	OVERALL WIDTH			
0.050	0.11	0.065	0.140			
1.27	2.8	1.65	3.56			
MATRIX SIZE	0.16 L x 0.18 W		4.1 L x 4.6 W	N3K-XX-S024F-50C/DP	5000 ± 0.3%	F

				Larger grid pattern than S022.		
GAGE LENGTH	OVERALL LENGTH	GRID WIDTH	OVERALL WIDTH			
0.100	0.18	0.080	0.080			
2.54	4.6	2.03	2.03			
MATRIX SIZE	0.25 L x 0.14 W		6.4 L x 3.6 W	N2K-XX-S076K-45C/DP TK-XX-S076K-45C/DP SK-XX-S076K-45C	4500 ± 0.2% 4500 ± 0.2% 4500 ± 0.4%	K K K